

FEE PAYMENT PROCEDURE

On choosing the “Fee Payment” link available on the HOME page of **SCIENTIST RECRUITMENT- 01/2025** (<https://www.cgeri.res.in/>) website, the user is redirected to the STATE BANK COLLECT website (<https://onlinesbi.sbi.bank.in/sbicollect/icollecthome.htm?corpID=372852>). The steps to be done on the Bank’s website for fee payment are as depicted below:

Step-1: The following webpage is displayed:

The screenshot displays the SBI SB Collect website interface. At the top, the SBI logo and navigation links (HOME, TRANSACTION HISTORY, FAQ'S, CUSTOMER SUPPORT) are visible. Below the navigation bar, a 'Payment Progress' section shows a five-step process: Select Payee (completed), Enter Payment Details (current step), Verify Payment Details, Complete Payment, and Print Receipt. A yellow warning message states: 'This page will expire in 05.00 minutes, please complete the data entry in time to avoid timeout error.' Below this, the CGCRI logo and address (RAJA S C MALLICK ROAD, JADAVPUR, KOLKATA-700032) are shown. The 'Enter Payment Details' form includes fields for Payment Category (set to 'Recruitment of Scientists under Advt. No. 01/2025'), REGISTRATION NO., APPLICANT NAME, ADDRESS, POST CODE (with a dropdown menu), MOBILE NO., EMAIL ID, and AMOUNT (set to 500). The bottom of the page shows a Windows taskbar with the date and time (6:05 PM, 11/20/2023).

Step-2: The webpage as shown above is displayed. User needs to choose **APPLICATION FEE** for Select Payment Category (**SCIENTIST RECRUITMENT- 01/2025**)

Step-3: The User/The Candidate is prompted to put REGISTRATION NUMBER, APPLICANT NAME, ADDRESS, POST CODE, MOBILE NUMBER, EMAIL ID, POSITION CODE etc. Enter the registration number/application number generated at the time of online registration stage of **SCIENTIST RECRUITMENT- 01/2025** portal.

MOBILE NO. * 7699296470

EMAIL ID * debsubhra.chatterjee@csir.res.in

AMOUNT * 1

Remarks : application fees

THIS IS A COMPUTER GENERATED RECEIPT SIGNATURE NOT REQUIRED.

Enter Your Details

Mobile No : +91 9609361020

Retype Mobile No : +91 9609361020

Email ID : chatterjeesubhra@gmail.com

On successful completion of payment, you will receive the transaction reference number on this mobile number

On successful completion of payment, you will receive the transaction reference number on this email ID

☒ I have read and agreed to the Terms & Conditions

Enter the text as shown in the image : mdp2c

Select one of the Captcha options *

☒ Image Captcha

☐ Audio Captcha

Back Reset Next

© State Bank of India

[Privacy Statement](#) [Disclosures](#) [Terms of Use](#)

After filling all the details correctly, click on **Next** button. The following page may arrive.

Select Payee Enter Payment Details Verify Payment Details Complete Payment Print Receipt

Verify Payment Details

CGCRI

Payment Details

Payment Category : Recruitment of Scientists under Advt. No. 01/2025 Total Amount : INR 1.00

APPLICATION NO.: 601250031

APPLICANT NAME: ABC XYZ

ADDRESS: CSIR-CENTRAL GLASS & CERAMIC RESEARCH INSTITUTE

POST CODE: 20250101

MOBILE NO.: 7699296470

EMAIL ID: debsubhra.chatterjee@csir.res.in

AMOUNT: 1

Remarks : application fees

Back Next

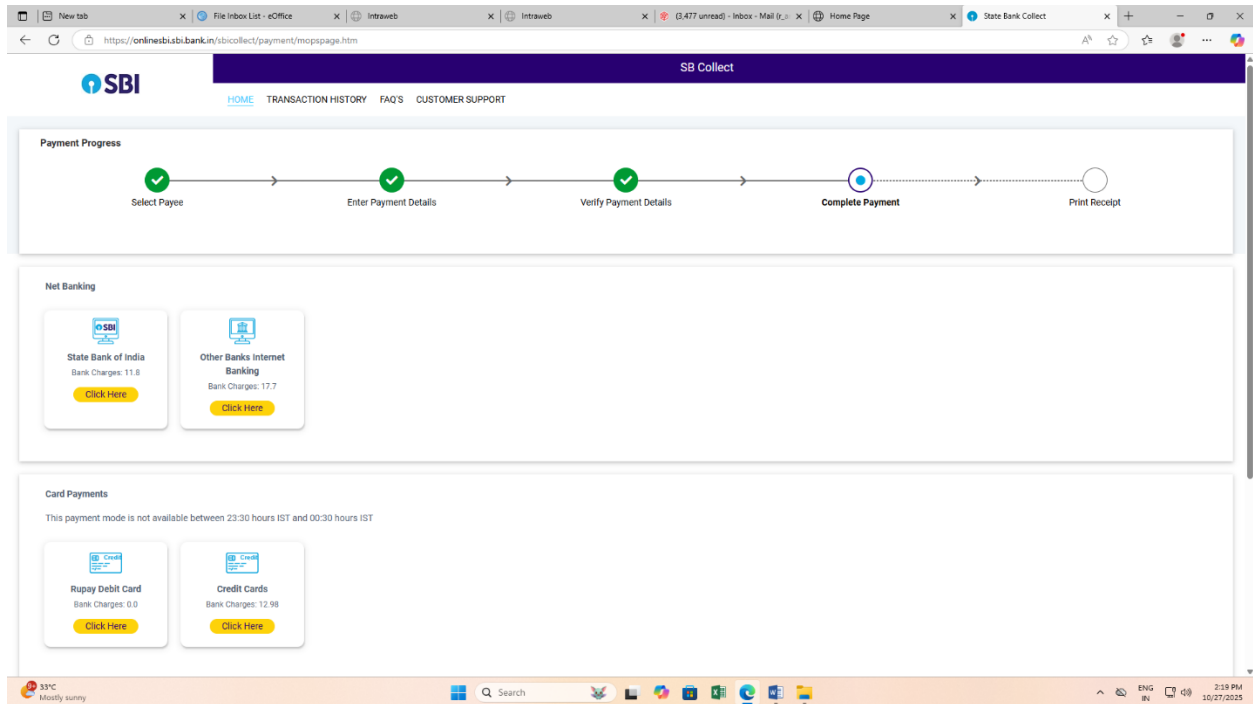
33°C Mostly sunny

Search

ENG IN 2:11 PM 10/27/2025

Then, click **Next** button.


Step-4: After clicking the **Next** button, Following screen will appear. Now select payment mode **NET BANKING / CARD PAYMENT/UPI** to pay the Application Fee of **Rs. 500/- (Five Hundred Only) + Taxes as Applicable**, as per the bank's (SBI) procedure and as per your convenience:




Step-5:

A payment confirmation page, as shown in the sample screenshot below, is displayed, after the user makes payment through **NET BANKING / CARD PAYMENT/UPI Payment**. **Candidates must take Print of the receipt.**

Payment Status

 **CGCRI**



Your transaction has been successfully completed.

Reference No :	DUO7491618
Echeque Number	IGATJWIRX6
Amount :	INR 1
Transaction Charge :	INR 11.80
Total Payable :	INR 12.80
Date of Payment :	2025-10-14 18:19:15.0
Remarks :	APPLICATION FEES

Step-6:

The UTR/Transaction Number must be mentioned in the designated field of the application and the pdf version of the receipt must be uploaded along with. Take a print out of the online generated Fee Payment Receipt for future reference.
